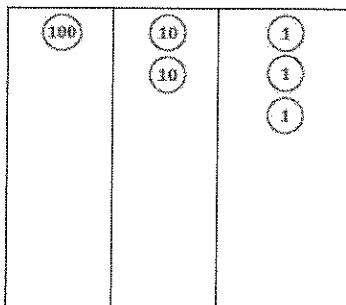


G2-M3-Lesson 18

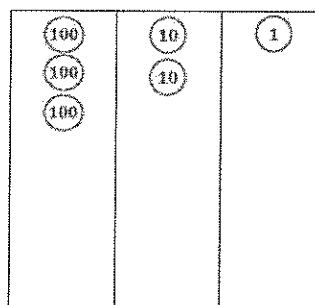
I could draw these numbers in many different ways, but I want to be efficient. Drawing this way also makes it really easy to compare the numbers.

1. Draw the following values on the place value charts as you think best.

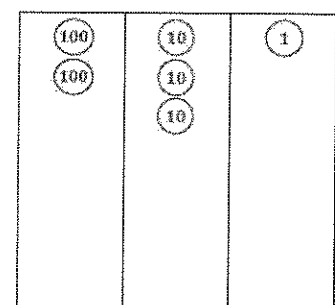
a. 123



b. 321



c. 231



d. Order the numbers from least to greatest: 123, 231, 231

I can see that 123 has the fewest hundreds, so it is the smallest number. 321 has the most hundreds, so that means it's the biggest number. And 231 is in between.

2. Order the following from least to greatest in standard form.

three hundred seventy

317

30 tens 7 ones

307, 317, 370

370

307

Writing the numbers in standard form helps me see the value. I see that I am comparing 370, 317, and 307.

Since the hundreds are the same, I compare the tens.

3. Order the following from greatest to least in standard form.

Careful! This time, the order is from greatest to least.

4 ones 6 hundreds

46 tens + 10 tens

640

640, 604, 560

604

56 tens