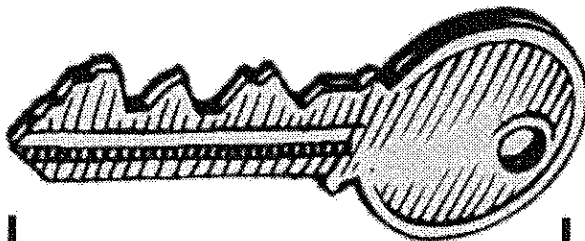



G1-M3-Lesson 7

Measure the objects with the large paper clip strip (included with homework paper) and then again with the small paper clip strip (included with homework).


Fill in the chart on the back of the page with your measurements.




I lay the paper clips end to end with no gaps and no overlaps.



I need to use the same length unit. I can use all large paper clips or all small paper clips, but I can't mix large paper clips and small paper clips.




The caterpillar is about 5 small paper clips long. It's longer than 4 small paper clips but not exactly as long as 5 small paper clips.



Name of Object	Length in Large Paper Clips	Length in Small Paper Clips
a. key	2	3
b. caterpillar	3	5

I knew that the length in small paper clips would be a bigger number. The smaller the length unit, the larger the measurement!

Large paper clip strip



Small paper clip strip

