


G1-M3-Lesson 4

Measure the length of the picture with your cubes. Complete the statement below.

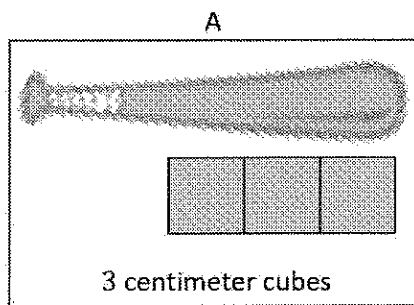
1. The pencil is 3 centimeter cubes long.

I can measure the pencil with my centimeter cubes. I have to line up the end points and make sure there is no space between each cube.

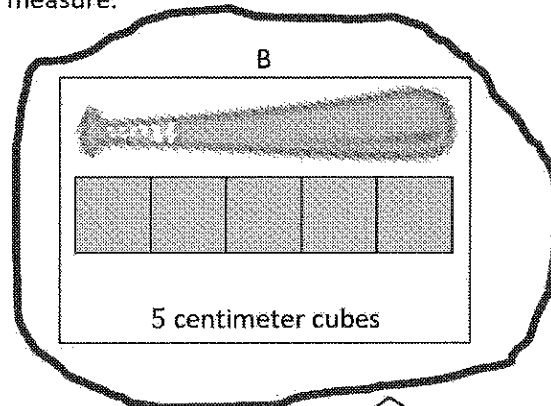


I start at the tip of the pencil and use enough cubes to go all the way to the eraser.

2. Circle the picture that shows the correct way to measure.



This isn't right! There are no cubes near the handle of the bat!



This looks much better. The cubes start at the endpoint and go all the way across with no spaces in between.

3. Explain what is wrong with the measurements for the picture you did NOT circle.

The picture that shows a measurement of 3 cubes is wrong because the cubes don't go all the way across the bat. The cubes don't start at the endpoint or end at the endpoint. There are not enough cubes!