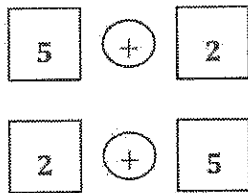
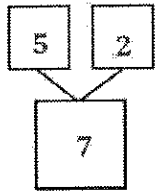


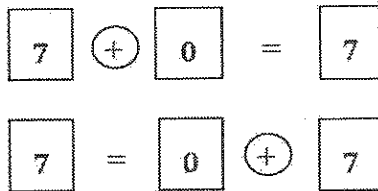
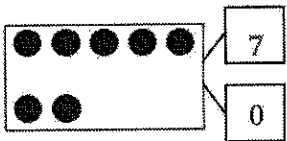
G1-M1-Lesson 6

1. Show 2 ways to make 7. Use the number bond for help.



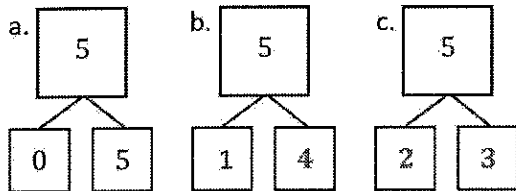
When I just write $5 + 2$, without writing the full number sentence, it's called an expression. See, it doesn't have an equal sign!

2. Fill in the missing number in the number bond. Write 2 addition sentences for the number bond.



When I add the equals symbol and total, it's called a number sentence.

3. These number bonds are in an order, starting with the smallest part first. Write to show which number bonds are missing.



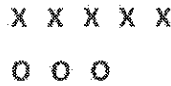
I made all the number bonds for 5.

4. Use the expression to write a number bond, and draw a picture that makes 8.

Expression



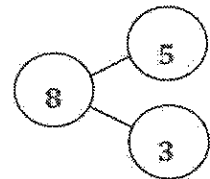
Picture



I can use my picture to *count on* and find the total.
Fiiiiive.....

...6, 7, 8.
My total is 8.

Number Bond



In addition to tonight's Homework, students may wish to create flashcards that will help them build fluency with all the ways to make 8 (8 and 0, 7 and 1, 6 and 2, 5 and 3, 4 and 4).