





### G1-M5-Lesson 8

1. Circle the correct word(s) to tell how each shape is divided.

If all the parts are the same, then they are equal!

	
equal parts	unequal parts
	
halves	quarters

quarters

halves


unequal parts

quarters

I can make halves by cutting a shape vertically, horizontally, or diagonally like this one! As long as both parts are equal they are halves.

2. What part of the shape is shaded? Circle the correct answer.

a.



1 half

1 quarter

Even though this shape has 4 equal parts, 2 of them are shaded. I can see that half the shape is shaded.

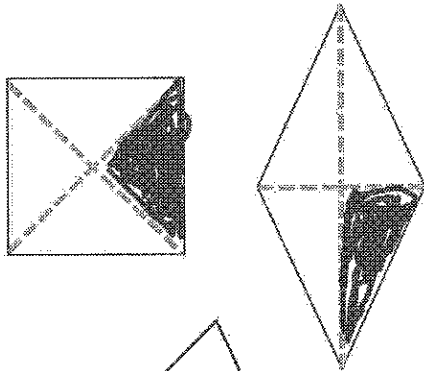
b.



1 half

1 quarter

3. Color 1 quarter of each shape.



To color a quarter, I just color 1 of the 4 equal parts!

4. Color 1 half of each shape.



To color a half, I just color 1 of the 2 equal parts!



To color a half of this shape I need to color 2 of the 4 equal parts.