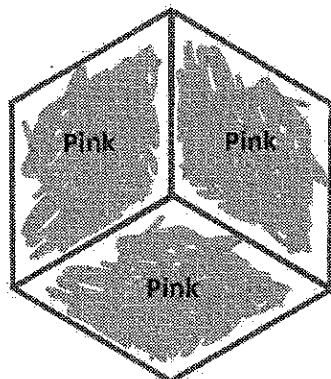


### G1-M5-Lesson 4

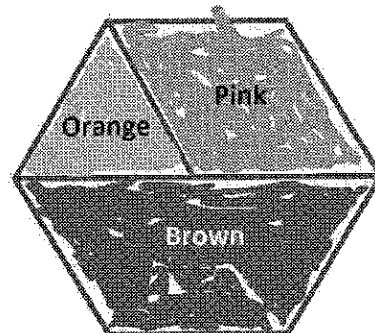
1. Cut out the pattern block shapes from the bottom of the page. Color them to match the key, which is different from the pattern block colors in class. Trace or draw to show what you did.

Hexagon—purple	Triangle—orange	Rhombus—pink	Trapezoid—brown
----------------	-----------------	--------------	-----------------





Use 3 rhombuses to make a hexagon.



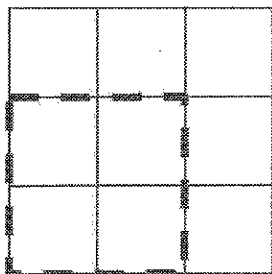
Use 1 trapezoid, 1 rhombus, and 1 triangle to make 1 hexagon.



I can make a bigger shape, or a composite shape, by putting smaller shapes together!



2. How many smaller squares do you see in this square?



I can find 13 squares in this large square.

I know each little individual square counts as 1, so that makes 9. There are also 4 medium squares that are made of 4 little squares, so altogether that makes 13.