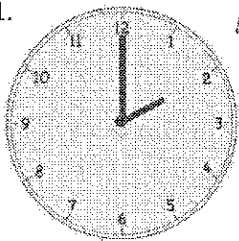


G1-M5-Lesson 12

Write the time shown on the clock, or draw the missing hand(s) on the clock.

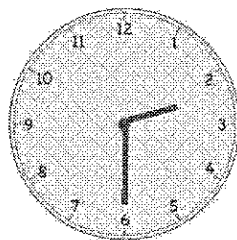
When the time is "o'clock",
I draw the minute hand
pointing to the 12.

1.



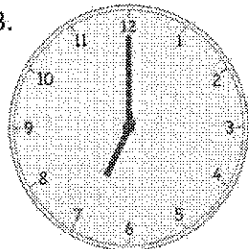
2 o'clock

2.



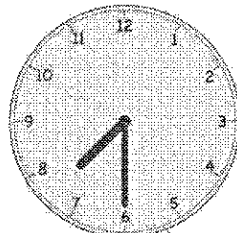
half past 2 o'clock

3.



7 o'clock

4.

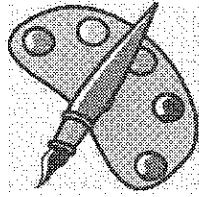


7:30


When the time is "half past" or
30 minutes, I know the minute hand
should be pointing halfway around
the clock at the 6.

5. Match the pictures with the clocks.


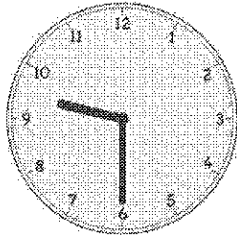
When I am looking at the hour hand, I can tell if the time is "o'clock" or "half past"! The hour hand should point right at the number when the time is "o'clock"!



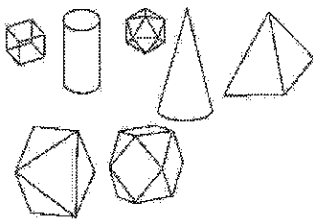
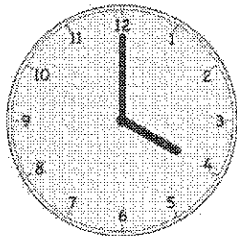
After school art class
4:00



Walk to school
half past 7 o'clock



Eat dinner
6 o'clock



Math class
9:30

