


G2-M8-Lesson 14

1. Fill in the missing numbers.

60, 55, 50, 45, 40, 35, 30, 25, 20, 15, 10, 5, 0


I skip-count back by 5's.
It's just like counting back around the clock!

2. Draw the hour and minute hands on the clocks to match the correct time.




3:05

I know that since it is only 5 minutes past the hour, the hour hand should be pointing at the 3.



3:35

More than half of the hour has passed, so the hour hand should be pointing about halfway between the 3 and 4. I know that when the minute hand is pointing to the 6, it is 30 minutes past the hour. When it's pointing to the 7, I add on 5 minutes, so the clock shows 3:35.



6:55

Since it's 6:55, that means it is almost 7. The hour hand should be pointing right before the 7 since it's just 5 minutes before 7 o'clock.